


MEASURE I

COMPLETE EXPENDITURES
SUMMARY BY SITE






MEASURE I

TOTAL BOND EXPENDITURE SUMMARY CAPITAL MODERNIZATION AND TECHNOLOGY ENDOWMENT



ALL SITES (A - Z): THRU 03/31/23

SITE NAME	BOND ALLOCATION	CURRENTLY ENCUMBERED	TOTAL EXPENDITURES	REMAINING BOND ALLOCATION
ACACIA MAGNET				
CAPITAL	2,600,000	8,100	1,098,445	1,493,455
TECHNOLOGY	680,144	9,341	273,835	396,968
ACACIA MAGNET	3,280,144	17,441	1,372,280	1,890,423
ASPEN ELEMENTARY				
CAPITAL	2,600,000	45,045	1,224,101	1,330,854
TECHNOLOGY	766,625	11,623	289,110	465,892
ASPEN ELEMENTARY	3,366,625	56,667	1,513,212	1,796,746
BANYAN ELEMENTARY				
CAPITAL	2,600,000	26,632	871,589	1,701,779
TECHNOLOGY	893,717	8,271	350,898	534,548
BANYAN ELEMENTARY	3,493,717	34,903	1,222,487	2,236,327
CENTURY ACADEMY				
CAPITAL	1,000,000	-	1,000,000	0
TECHNOLOGY	262,000	5,328	129,479	127,193
CENTURY ACADEMY	1,262,000	5,328	1,129,479	127,193
COLINA MIDDLE				
CAPITAL	7,500,000	421,411	1,647,023	5,431,566
TECHNOLOGY	2,017,670	2,100	771,006	1,244,564
COLINA MIDDLE	9,517,670	423,511	2,418,029	6,676,130
CONEJO ELEMENTARY				
CAPITAL	2,600,000	12,234	2,586,924	842
TECHNOLOGY	735,778	8,816	258,184	468,777
CONEJO ELEMENTARY	3,335,778	21,051	2,845,108	469,619
CONEJO VALLEY HIGH				
CAPITAL	2,000,000	86,319	1,485,350	428,331
TECHNOLOGY	250,000	-	90,306	159,694
CONEJO VALLEY HIGH	2,250,000	86,319	1,575,656	588,025
CYPRESS ELEMENTARY				
CAPITAL	2,600,000	695,128	1,420,138	484,734
TECHNOLOGY	701,925	2,644	261,170	438,111
CYPRESS ELEMENTARY	3,301,925	697,772	1,681,308	922,845
EARTH'S MAGNET				
CAPITAL	2,600,000	145,394	1,856,712	597,894
TECHNOLOGY	1,077,445	20,560	411,688	645,196
EARTH'S MAGNET	3,677,445	165,954	2,268,400	1,243,090



MEASURE I

TOTAL BOND EXPENDITURE SUMMARY CAPITAL MODERNIZATION AND TECHNOLOGY ENDOWMENT



ALL SITES (A - Z): THRU 03/31/23

SITE NAME	BOND ALLOCATION	CURRENTLY ENCUMBERED	TOTAL EXPENDITURES	REMAINING BOND ALLOCATION
GLENWOOD ELEMENTARY				
CAPITAL	2,600,000	234,973	1,255,244	1,109,783
TECHNOLOGY	696,237	4,557	247,867	443,813
GLENWOOD ELEMENTARY	3,296,237	239,531	1,503,111	1,553,595
HORIZON HILLS				
CAPITAL	2,600,000	33,240	2,563,196	3,564
TECHNOLOGY	-	-	-	-
HORIZON HILLS	2,600,000	33,240	2,563,196	3,564
LADERA STARS ACADEMY				
CAPITAL	2,600,000	298,760	1,659,295	641,946
TECHNOLOGY	599,765	7,328	247,519	344,919
LADERA STARS ACADEMY	3,199,765	306,087	1,906,813	986,864
LANG RANCH ELEMENTARY				
CAPITAL	1,300,000	17,569	647,006	635,425
TECHNOLOGY	1,260,456	23,758	512,643	724,055
LANG RANCH ELEMENTARY	2,560,456	41,327	1,159,649	1,359,480
LOS CERRITOS MIDDLE				
CAPITAL	7,500,000	84,405	7,380,042	35,553
TECHNOLOGY	1,865,513	2,542	738,507	1,124,464
LOS CERRITOS MIDDLE	9,365,513	86,947	8,118,549	1,160,017
MADRONA ELEMENTARY				
CAPITAL	2,600,000	5,400	1,571,461	1,023,139
TECHNOLOGY	887,485	1,960	327,987	557,537
MADRONA ELEMENTARY	3,487,485	7,360	1,899,448	1,580,677
MAPLE ELEMENTARY				
CAPITAL	2,600,000	32,417	1,573,122	994,461
TECHNOLOGY	633,524	11,950	222,879	398,695
MAPLE ELEMENTARY	3,233,524	44,367	1,796,001	1,393,156
MEADOWS SITE				
CAPITAL	1,300,000	-	1,133,342	166,658
TECHNOLOGY	-	-	-	-
MEADOWS SITE	1,300,000	-	1,133,342	166,658
NEWBURY PARK HIGH				
CAPITAL	18,500,000	-	7,596,419	10,903,581
TECHNOLOGY	4,918,058	11,637	1,940,995	2,965,426
NEWBURY PARK HIGH	23,418,058	11,637	9,537,414	13,869,007



MEASURE I

TOTAL BOND EXPENDITURE SUMMARY CAPITAL MODERNIZATION AND TECHNOLOGY ENDOWMENT



ALL SITES (A - Z): THRU 03/31/23

SITE NAME	BOND ALLOCATION	CURRENTLY ENCUMBERED	TOTAL EXPENDITURES	REMAINING BOND ALLOCATION
PARK OAKS SITE				
CAPITAL	1,300,000	-	484,008	815,992
TECHNOLOGY	-	-	-	-
PARK OAKS SITE	1,300,000	-	484,008	815,992
REDWOOD MIDDLE				
CAPITAL	7,500,000	207,695	2,782,737	4,509,569
TECHNOLOGY	1,769,826	22,295	652,174	1,095,357
REDWOOD MIDDLE	9,269,826	229,989	3,434,911	5,604,926
SEQUOIA MIDDLE				
CAPITAL	7,500,000	323,008	7,153,890	23,102
TECHNOLOGY	2,233,036	708	819,640	1,412,688
SEQUOIA MIDDLE	9,733,036	323,716	7,973,531	1,435,790
SPECIAL EDUCATION				
CAPITAL	-	-	-	-
TECHNOLOGY	61,371	-	60,881	490
SPECIAL EDUCATION	61,371	-	60,881	490
SYCAMORE CANYON				
CAPITAL	1,300,000	80,491	1,040,976	178,533
TECHNOLOGY	2,403,063	3,521	950,348	1,449,195
SYCAMORE CANYON	3,703,063	84,012	1,991,324	1,627,727
THOUSAND OAKS HIGH				
CAPITAL	18,500,000	1,234,940	16,343,733	921,326
TECHNOLOGY	4,504,367	58,472	1,643,714	2,802,181
THOUSAND OAKS HIGH	23,004,367	1,293,412	17,987,448	3,723,508
TRIUNFO SITE				
CAPITAL	2,500,000	-	367,782	2,132,218
TECHNOLOGY	-	-	-	-
TRIUNFO SITE	2,500,000	-	367,782	2,132,218
UNIVERSITY EARLY CHILDHOOD CENTER				
CAPITAL	1,600,000	23,706	670,739	905,555
TECHNOLOGY	-	-	-	-
UNIVERSITY EARLY CHILDHOOD CENTER	1,600,000	23,706	670,739	905,555
WALNUT ELEMENTARY				
CAPITAL	2,600,000	4,161	1,257,727	1,338,112
TECHNOLOGY	680,037	9,522	245,752	424,763
WALNUT ELEMENTARY	3,280,037	13,683	1,503,480	1,762,875



MEASURE I

TOTAL BOND EXPENDITURE SUMMARY CAPITAL MODERNIZATION AND TECHNOLOGY ENDOWMENT



ALL SITES (A - Z): THRU 03/31/23

SITE NAME	BOND ALLOCATION	CURRENTLY ENCUMBERED	TOTAL EXPENDITURES	REMAINING BOND ALLOCATION
WAVERLY - CONEJO VALLEY ADULT ED				
CAPITAL	2,600,000	3,537	434,736	2,161,727
TECHNOLOGY	-	-	-	-
WAVERLY - CONEJO VALLEY ADULT ED	2,600,000	3,537	434,736	2,161,727
WEATHERSFIELD ELEMENTARY				
CAPITAL	2,600,000	196,552	1,408,980	994,468
TECHNOLOGY	701,150	13,949	270,219	416,982
WEATHERSFIELD ELEMENTARY	3,301,150	210,501	1,679,199	1,411,450
WESTLAKE ELEMENTARY				
CAPITAL	2,600,000	323,325	1,223,091	1,053,584
TECHNOLOGY	1,079,586	2,585	426,976	650,026
WESTLAKE ELEMENTARY	3,679,586	325,910	1,650,066	1,703,609
WESTLAKE HIGH				
CAPITAL	19,361,793	-	19,361,793	(0)
TECHNOLOGY	4,576,709	4,558	1,803,654	2,768,496
WESTLAKE HIGH	23,938,502	4,558	21,165,447	2,768,496
WESTLAKE HILLS ELEMENTARY				
CAPITAL	2,600,000	21,685	1,555,983	1,022,332
TECHNOLOGY	967,268	9,465	375,611	582,192
WESTLAKE HILLS ELEMENTARY	3,567,268	31,150	1,931,594	1,604,524
WILDWOOD ELEMENTARY				
CAPITAL	2,600,000	12,780	1,771,407	815,813
TECHNOLOGY	814,569	3,273	333,399	477,897
WILDWOOD ELEMENTARY	3,414,569	16,053	2,104,806	1,293,710
TECHNOLOGY SERVICES	2,000,000	385,302	882,263	732,435
PROGRAM MANAGEMENT				
CAPITAL	-	13,232	4,347,056	
TECHNOLOGY	10,962,676	-	4,618,214	6,344,462
PROGRAM MANAGEMENT	10,962,676	13,232	8,965,270	1,984,175
CAPITAL CONTINGENCY				
CAPITAL CONTINGENCY	3,138,207	-	-	3,138,207
TOTAL CAPITAL	146,000,000	4,592,140	94,426,989	46,980,871
TOTAL TECHNOLOGY	51,000,000	646,064	20,156,921	30,197,015
TOTAL MEASURE I BOND	197,000,000	5,238,205	114,583,910	77,177,886

MEASURE I

COMPLETE EXPENDITURES
DETAILS BY SITE





MEASURE I



TOTAL BOND EXPENDITURE SUMMARY CAPITAL MODERNIZATION AND TECHNOLOGY ENDOWMENT

ALL SITES (A - Z): THRU 03/31/23

SITE NAME			BOND ALLOCATION	CURRENTLY ENCUMBERED	TOTAL EXPENDITURES	REMAINING BOND ALLOCATION
ACACIA MAGNET						
CAPITAL						
ITNI	ITEQ	Technology Equipment Upgrades		-	69,951	
ITNI	ITIN	Technology Infrastructure		-	235,029	
MMR	OFCA	Facility Condition Assessment - School Dude		-	5,516	
MMR	B00S	DSA Closeout and Certification		-	2,177	
MMR	I00A	Modernization General Professional Services		-	18,208	
MMR	I00B	Asphalt		-	5,859	
MMR	IKEQ	Kitchen Upgrade		-	8,066	
MMR	I01A	Concrete		-	19,300	
MMR	I01B	Modernization		4,900	666,274	
SS	I01C	Safety & Security		-	6,013	
MMR	I01D	Plumbing / Irrigation		-	18,756	
MMR	I01E	Flooring		-	11,276	
MMR	I01F	HVAC		-		
MMR	I01G	Playground Equipment/ADA		3,200		
MMR	I01H	Painting		-		
PM	0000	Program Management		-	32,020	
CAPITAL			2,600,000	8,100	1,098,445	1,493,455
TECHNOLOGY						
A		Computers		-	63,266	
B		Tablets / Laptops		-	134,137	
C		Audio Visual		9,341	44,065	
D		Printers / Accessories		-	8,793	
E		Software		-	-	
F		Installation Services		-	14,128	
G		Charging Stations		-	8,877	
H		Miscellaneous		-	-	
I		Electrical Engineering		-	-	
J		Gen/Civil Engineering		-	-	
K		Robotics		-	-	
L		Science Equipment		-	-	
M		Accessories		-	569	
TECHNOLOGY			680,144	9,341	273,835	396,968
ACACIA MAGNET			3,280,144	17,441	1,372,280	1,890,423



MEASURE I



TOTAL BOND EXPENDITURE SUMMARY CAPITAL MODERNIZATION AND TECHNOLOGY ENDOWMENT

ALL SITES (A - Z): THRU 03/31/23

SITE NAME			BOND ALLOCATION	CURRENTLY ENCUMBERED	TOTAL EXPENDITURES	REMAINING BOND ALLOCATION
ASPEN ELEMENTARY						
CAPITAL						
MMR	OCEJ	Energy Prop 39		-	45,527	
MMR	0FCA	Facility Condition Assessment - School Dude		-	5,516	
MMR	B00S	DSA Closeout and Certification		-	23	
MMR	I00A	Modernization General Professional Services		-	18,208	
MMR	IKEQ	Kitchen Upgrade		-	11,438	
ITNI	ITEQ	Technology Equipment Upgrades		-	61,237	
ITNI	ITIN	Technology Infrastructure		-	169,477	
MMR	I02A	Asphalt		-	14,627	
MMR	I02B	Flooring		-	18,422	
MMR	I02C	Modernization		17,630	33,292	
MMR	I02E	HVAC		-	180,894	
SS	I02F	Safety & Security		27,415	113,006	
MMR	I02G	Playground Equipment/ADA		-	463,891	
MMR	I02H	Roofing		-	22,800	
PM	0000	Program Management		-	65,744	
CAPITAL			2,600,000	45,045	1,224,101	1,330,854
TECHNOLOGY						
A		Computers		-	48,604	
B		Tablets / Laptops		-	133,520	
C		Audio Visual		9,667	74,800	
D		Printers / Accessories		-	9,450	
E		Software		-	-	
F		Installation Services		1,950	8,447	
G		Charging Stations		-	13,916	
H		Miscellaneous		-	-	
I		Electrical Engineering		-	-	
J		Gen/Civil Engineering		-	-	
K		Robotics		-	-	
L		Science Equipment		-	-	
M		Accessories		5	373	
TECHNOLOGY			766,625	11,623	289,110	465,892
ASPEN ELEMENTARY			3,366,625	56,667	1,513,212	1,796,746



MEASURE I



TOTAL BOND EXPENDITURE SUMMARY CAPITAL MODERNIZATION AND TECHNOLOGY ENDOWMENT

ALL SITES (A - Z): THRU 03/31/23

SITE NAME	BOND ALLOCATION	CURRENTLY ENCUMBERED	TOTAL EXPENDITURES	REMAINING BOND ALLOCATION
BANYAN ELEMENTARY				
CAPITAL				
MMR OFCA Facility Condition Assessment - School Dude		-	5,516	
MMR B00S DSA Closeout and Certification		-	500	
MMR I00A Modernization General Professional Services		-	18,208	
MMR I00B Parking Lot Striping		-	809	
MMR IKEQ Kitchen Upgrade		-	17,276	
ITNI ITEQ Technology Equipment Upgrades		-	69,129	
ITNI ITIN Technology Infrastructure		-	155,497	
MMR I03A Flooring		-	156,752	
MMR I03B Asphalt		-	33,278	
MMR I03C Modernization		26,632	170,040	
MMR I03D Flooring DUPLICATE: USE I03A		-	19,017	
SS I03E Safety & Security		-	23,990	
SS I03F Plumbing / Irrigation		-	-	
SS I03G HVAC		-	-	
SS I03H Playground Equipment/ADA		-	124,993	
MMR I03I Kiln Enclosure		-	34,085	
PM 0000 Program Management		-	42,499	
CAPITAL	2,600,000	26,632	871,589	1,701,779
TECHNOLOGY				
A Computers		-	40,162	
B Tablets / Laptops		-	205,581	
C Audio Visual		8,003	47,993	
D Printers / Accessories		-	8,794	
E Software		-	-	
F Installation Services		-	20,040	
G Charging Stations		-	27,523	
H Miscellaneous		-	37	
I Electrical Engineering		-	-	
J Gen/Civil Engineering		-	-	
K Robotics		-	-	
L Science Equipment		-	-	
M Accessories		268	768	
TECHNOLOGY	893,717	8,271	350,898	534,548
BANYAN ELEMENTARY	3,493,717	34,903	1,222,487	2,236,327



MEASURE I



TOTAL BOND EXPENDITURE SUMMARY
CAPITAL MODERNIZATION AND TECHNOLOGY ENDOWMENT

ALL SITES (A - Z): THRU 03/31/23

SITE NAME			BOND ALLOCATION	CURRENTLY ENCUMBERED	TOTAL EXPENDITURES	REMAINING BOND ALLOCATION
CENTURY ACADEMY						
CAPITAL						
MMR	0000	Transfer to 213 Technology		-	24,470	
ITNI	ITEQ	Technology Equipment Upgrades		-	12,514	
ITNI	I24A	Technology Infrastructure: Not part of ITIN		-	660	
MMR	I24B	Modernization		-	903,987	
PM	0000	Program Management		-	58,369	
CAPITAL			1,000,000	-	1,000,000	0
TECHNOLOGY						
A		Computers		-	3,832	
B		Tablets / Laptops		-	98,767	
C		Audio Visual		5,328	17,267	
D		Printers / Accessories		-	6,569	
E		Software		-	-	
F		Installation Services		-	-	
G		Charging Stations		-	2,457	
H		Miscellaneous		-	-	
I		Electrical Engineering		-	-	
J		Gen/Civil Engineering		-	-	
K		Robotics		-	-	
L		Science Equipment		-	323	
M		Accessories		-	264	
TECHNOLOGY			262,000	5,328	129,479	127,193
CENTURY ACADEMY			1,262,000	5,328	1,129,479	127,193



MEASURE I



TOTAL BOND EXPENDITURE SUMMARY CAPITAL MODERNIZATION AND TECHNOLOGY ENDOWMENT

ALL SITES (A - Z): THRU 03/31/23

SITE NAME			BOND ALLOCATION	CURRENTLY ENCUMBERED	TOTAL EXPENDITURES	REMAINING BOND ALLOCATION
COLINA MIDDLE						
CAPITAL						
MMR	0FCA	Facility Condition Assessment - School Dude		-	5,516	
MMR	B00S	DSA Closeout and Certification		-	84,196	
MMR	I00A	Modernization General Professional Services		-	21,498	
MMR	I00B	Parking Lot Striping		-	2,159	
MMR	IKEQ	Kitchen Upgrade		-	37,202	
ITNI	ITEQ	Technology Equipment Upgrades		-	84,464	
MMR	I04A	HVAC		-	55,854	
MMR	I04B	Flooring		-	110,781	
MMR	I04C	Roofing		-	3,238	
MMR	I04D	Locker Room Facilities - Renovation and Upgrade		-	79,392	
MMR	I04E	Asphalt		-	12,850	
SS	I04F	Safety & Security		-	14,627	
MMR	I04G	Modernization		421,411	997,571	
MMR	I04H	Flooring Gym USE I04B		-	30,580	
SS	I04I	Modular Removal		-	12,655	
PM	0000	Program Management		-	94,442	
CAPITAL			7,500,000	421,411	1,647,023	5,431,566
TECHNOLOGY						
A		Computers		-	176,246	
B		Tablets / Laptops		-	472,802	
C		Audio Visual		-	58,272	
D		Printers / Accessories		-	15,845	
E		Software		-	4,985	
F		Installation Services		2,100	1,059	
G		Charging Stations		-	38,257	
H		Miscellaneous		-	1,336	
I		Electrical Engineering		-	-	
J		Gen/Civil Engineering		-	-	
K		Robotics		-	-	
L		Science Equipment		-	-	
M		Accessories		-	2,204	
TECHNOLOGY			2,017,670	2,100	771,006	1,244,564
COLINA MIDDLE			9,517,670	423,511	2,418,029	6,676,130



MEASURE I



TOTAL BOND EXPENDITURE SUMMARY
CAPITAL MODERNIZATION AND TECHNOLOGY ENDOWMENT

ALL SITES (A - Z): THRU 03/31/23

SITE NAME				BOND ALLOCATION	CURRENTLY ENCUMBERED	TOTAL EXPENDITURES	REMAINING BOND ALLOCATION
CONEJO ELEMENTARY							
CAPITAL							
	MMR	0FCA	Facility Condition Assessment - School Dude		-	5,516	
	MMR	B00S	DSA Closeout and Certification		-	16,503	
	MMR	I00A	Modernization General Professional Services		-	19,513	
	MMR	I00B	Parking Lot Striping		-	909	
	MMR	IKEQ	Kitchen Upgrade		-	8,515	
	ITNI	ITEQ	Technology Equipment Upgrades		-	50,068	
	ITNI	ITIN	Technology Infrastructure		-	251,578	
	SS	I05A	Safety & Security		4,176	74,556	
	MMR	I05B	Asphalt		-	46,795	
	MMR	I05C	Flooring		-	172,496	
	SS	I05D	NFL Building Demo		-	21,408	
	MMR	I05E	Modernization		8,058	1,462,990	
	MMR	I05H	Playground Equipment/ADA		-	356,176	
	PM	0000	Program Management		-	99,902	
CAPITAL				2,600,000	12,234	2,586,924	842
TECHNOLOGY							
	A		Computers		-	33,277	
	B		Tablets / Laptops		-	181,310	
	C		Audio Visual		8,816	32,654	
	D		Printers / Accessories		-	2,559	
	E		Software		-	-	
	F		Installation Services		-	-	
	G		Charging Stations		-	7,216	
	H		Miscellaneous		-	217	
	I		Electrical Engineering		-	-	
	J		Gen/Civil Engineering		-	-	
	K		Robotics		-	-	
	L		Science Equipment		-	-	
	M		Accessories		-	951	
TECHNOLOGY				735,778	8,816	258,184	468,777
CONEJO ELEMENTARY				3,335,778	21,051	2,845,108	469,619



MEASURE I



TOTAL BOND EXPENDITURE SUMMARY CAPITAL MODERNIZATION AND TECHNOLOGY ENDOWMENT

ALL SITES (A - Z): THRU 03/31/23

SITE NAME	BOND ALLOCATION	CURRENTLY ENCUMBERED	TOTAL EXPENDITURES	REMAINING BOND ALLOCATION
CONEJO VALLEY HIGH				
CAPITAL				
MMR 0FCA Facility Condition Assessment - School Dude		-	5,516	
MMR B00S DSA Closeout and Certification		-	7,621	
MMR I00A Modernization General Professional Services		-	20,108	
MMR I00G Modernization DO		-	5,086	
MMR IKEQ Kitchen Upgrade		-	2,371	
ITNI ITEQ Technology Equipment Upgrades		-	4,290	
MMR I06A Relocation		-	1,263,332	
MMR I06B Site Improvements		86,319	127,825	
PM 0000 Program Management		-	49,201	
CAPITAL	2,000,000	86,319	1,485,350	428,331
TECHNOLOGY				
A Computers		-	20,972	
B Tablets / Laptops		-	56,813	
C Audio Visual		-	3,898	
D Printers / Accessories		-	4,234	
E Software		-	-	
F Installation Services		-	723	
G Charging Stations		-	3,540	
H Miscellaneous		-	-	
I Electrical Engineering		-	-	
J Gen/Civil Engineering		-	-	
K Robotics		-	-	
L Science Equipment		-	-	
M Accessories		-	124	
TECHNOLOGY	250,000	-	90,306	159,694
CONEJO VALLEY HIGH	2,250,000	86,319	1,575,656	588,025



MEASURE I



TOTAL BOND EXPENDITURE SUMMARY CAPITAL MODERNIZATION AND TECHNOLOGY ENDOWMENT

ALL SITES (A - Z): THRU 03/31/23

SITE NAME	BOND ALLOCATION	CURRENTLY ENCUMBERED	TOTAL EXPENDITURES	REMAINING BOND ALLOCATION
CYPRESS ELEMENTARY				
CAPITAL				
MMR OFCA Facility Condition Assessment - School Dude		-	5,516	
MMR B00S DSA Closeout and Certification		-	48	
MMR I00A Modernization General Professional Services		-	18,208	
MMR I00B Parking Lot Striping		-	809	
MMR IKEQ Kitchen Upgrade		-	3,111	
ITNI ITEQ Technology Equipment Upgrades		-	73,062	
ITNI ITIN Technology Infrastructure		-	217,842	
MMR I07A Asphalt		-	13,778	
MMR I07B Modernization		695,128	109,449	
MMR I07C Roofing		-	439,195	
SS I07E Modular Removal		-	16,785	
MMR I07F HVAC		-	372,656	
MMR I07G Plumbing / Irrigation		-	32,135	
SS I07H Safety & Security		-	33,648	
PM 0000 Program Management		-	83,896	
CAPITAL	2,600,000	695,128	1,420,138	484,734
TECHNOLOGY				
A Computers		-	58,388	
B Tablets / Laptops		-	129,364	
C Audio Visual		445	37,570	
D Printers / Accessories		-	3,517	
E Software		-	-	
F Installation Services		-	12,788	
G Charging Stations		-	15,607	
H Miscellaneous		-	1,095	
I Electrical Engineering		-	-	
J Gen/Civil Engineering		-	-	
K Robotics		2,199	740	
L Science Equipment		-	-	
M Accessories		-	2,103	
TECHNOLOGY	701,925	2,644	261,170	438,111
CYPRESS ELEMENTARY	3,301,925	697,772	1,681,308	922,845



MEASURE I



TOTAL BOND EXPENDITURE SUMMARY CAPITAL MODERNIZATION AND TECHNOLOGY ENDOWMENT

ALL SITES (A - Z): THRU 03/31/23

SITE NAME			BOND ALLOCATION	CURRENTLY ENCUMBERED	TOTAL EXPENDITURES	REMAINING BOND ALLOCATION
EARTHS MAGNET						
CAPITAL						
MMR	OFCA	Facility Condition Assessment - School Dude		-	5,516	
MMR	I00A	Modernization General Professional Services		-	20,108	
MMR	I00B	Parking Lot Striping		-	1,559	
MMR	IKEQ	Kitchen Upgrade		-	14,107	
ITNI	ITEQ	Technology Equipment Upgrades		-	85,204	
ITNI	ITIN	Technology Infrastructure		-	92,439	
MMR	I13A	Roofing		-	9,663	
MMR	I13B	Asphalt		-	7,230	
MMR	I13C	Modernization		145,394	1,232,174	
MMR	I13D	Plumbing / Irrigation		-	25,787	
MMR	I13F	Flooring		-	19,498	
SS	I13H	Safety & Security		-	12,833	
MMR	I13I	New Classroom Building		-	222,710	
PM	0000	Program Management		-	107,884	
CAPITAL			2,600,000	145,394	1,856,712	597,894
TECHNOLOGY						
A		Computers		7,336	37,801	
B		Tablets / Laptops		-	276,620	
C		Audio Visual		13,225	39,021	
D		Printers / Accessories		-	18,083	
E		Software		-	6,055	
F		Installation Services		-	20,596	
G		Charging Stations		-	12,446	
H		Miscellaneous		-	37	
I		Electrical Engineering		-	-	
J		Gen/Civil Engineering		-	-	
K		Robotics		-	-	
L		Science Equipment		-	-	
M		Accessories		-	1,029	
TECHNOLOGY			1,077,445	20,560	411,688	645,196
EARTHS MAGNET			3,677,445	165,954	2,268,400	1,243,090



MEASURE I



TOTAL BOND EXPENDITURE SUMMARY CAPITAL MODERNIZATION AND TECHNOLOGY ENDOWMENT

ALL SITES (A - Z): THRU 03/31/23

SITE NAME	BOND ALLOCATION	CURRENTLY ENCUMBERED	TOTAL EXPENDITURES	REMAINING BOND ALLOCATION
GLENWOOD ELEMENTARY				
CAPITAL				
MMR 0FCA Facility Condition Assessment - School Dude		-	5,516	
MMR B00S DSA Closeout and Certification		-	1,318	
MMR I00A Modernization General Professional Services		-	18,208	
MMR I00B Parking Lot Striping		-	1,559	
MMR IKEQ Kitchen Upgrade		-	27,461	
ITNI ITEQ Technology Equipment Upgrades		-	42,679	
ITNI ITIN Technology Infrastructure		-	201,447	
MMR I08A Flooring		-	18,739	
MMR I08B Electronic Marquee		-	5,000	
MMR I08C Site Improvements		-	4,900	
MMR I08D Asphalt		-	21,791	
MMR I08E Modernization		-	529,507	
MMR I08F Classroom Renovations		-	55,597	
SS I08G Safety & Security		-	50,825	
MMR I08H Playground Equipment/ADA		234,973	234,973	
PM 0000 Program Management		-	35,724	
CAPITAL	2,600,000	234,973	1,255,244	1,109,783
TECHNOLOGY				
A Computers		-	95,678	
B Tablets / Laptops		-	105,618	
C Audio Visual		3,759	28,960	
D Printers / Accessories		-	5,393	
E Software		-	-	
F Installation Services		754	5,235	
G Charging Stations		-	6,857	
H Miscellaneous		-	67	
I Electrical Engineering		-	-	
J Gen/Civil Engineering		-	-	
K Robotics		-	-	
L Science Equipment		-	-	
M Accessories		45	59	
TECHNOLOGY	696,237	4,557	247,867	443,813
GLENWOOD ELEMENTARY	3,296,237	239,531	1,503,111	1,553,595



MEASURE I



TOTAL BOND EXPENDITURE SUMMARY
CAPITAL MODERNIZATION AND TECHNOLOGY ENDOWMENT

ALL SITES (A - Z): THRU 03/31/23

SITE NAME			BOND ALLOCATION	CURRENTLY ENCUMBERED	TOTAL EXPENDITURES	REMAINING BOND ALLOCATION
HORIZON HILLS						
CAPITAL						
MMR	0FCA	Facility Condition Assessment - School Dude		-	5,516	
MMR	B00S	DSA Closeout and Certification		-	17,496	
MMR	I00A	Modernization General Professional Services		-	18,902	
MMR	I09A	Asphalt		-	46,878	
MMR	I09B	Furniture		-	4,260	
MMR	I09C	Gutter R/R		-	7,450	
MMR	I09D	Modernization		29,540	2,080,200	
SS	I09E	Fire Alarm System Upgrade		-	63,114	
MMR	I09F	Renovations & HVAC		-	196,206	
SS	I09G	Safety & Security		3,700		
PM	0000	Program Management		-	123,172	
CAPITAL			2,600,000	33,240	2,563,196	3,564
TECHNOLOGY						
TECHNOLOGY			-	-	-	-
HORIZON HILLS						
HORIZON HILLS			2,600,000	33,240	2,563,196	3,564



MEASURE I



TOTAL BOND EXPENDITURE SUMMARY CAPITAL MODERNIZATION AND TECHNOLOGY ENDOWMENT

ALL SITES (A - Z): THRU 03/31/23

SITE NAME	BOND ALLOCATION	CURRENTLY ENCUMBERED	TOTAL EXPENDITURES	REMAINING BOND ALLOCATION
LADERA STARS ACADEMY				
CAPITAL				
MMR OFCA Facility Condition Assessment - School Dude		-	5,516	
MMR I00A Modernization General Professional Services		-	20,495	
MMR IKEQ Kitchen Upgrade		-	8,289	
ITNI ITEQ Technology Equipment Upgrades		-	68,576	
ITNI ITIN Technology Infrastructure		-	156,965	
MMR I10A Asphalt		-	169,902	
MMR I10B Flooring		-	32,605	
MMR I10C Electronic Marquee		-	5,000	
MMR I10D Modernization		70,720	565,679	
SS I10E Storm / Slope Renovation		-	44,148	
MMR I10F HVAC		-	30,906	
MMR I10G Painting		-	68,319	
MMR I10J Playground Equipment/ADA		228,040	379,518	
PM 0000 Program Management		-	103,377	
CAPITAL	2,600,000	298,760	1,659,295	641,946
TECHNOLOGY				
A Computers		-	33,795	
B Tablets / Laptops		-	146,034	
C Audio Visual		4,408	28,818	
D Printers / Accessories		-	5,194	
E Software		-	-	
F Installation Services		-	23,717	
G Charging Stations		-	7,688	
H Miscellaneous		-	37	
I Electrical Engineering		-	-	
J Gen/Civil Engineering		-	-	
K Robotics		2,199	-	
L Science Equipment		-	-	
M Accessories		721	2,235	
TECHNOLOGY	599,765	7,328	247,519	344,919
LADERA STARS ACADEMY	3,199,765	306,087	1,906,813	986,864



MEASURE I



TOTAL BOND EXPENDITURE SUMMARY CAPITAL MODERNIZATION AND TECHNOLOGY ENDOWMENT

ALL SITES (A - Z): THRU 03/31/23

SITE NAME	BOND ALLOCATION	CURRENTLY ENCUMBERED	TOTAL EXPENDITURES	REMAINING BOND ALLOCATION
LANG RANCH ELEMENTARY				
CAPITAL				
MMR 0FCA Facility Condition Assessment - School Dude		-	5,516	
MMR B00S DSA Closeout and Certification		-	10,285	
MMR I00A Modernization General Professional Services		-	20,716	
MMR IKEQ Kitchen Upgrade		-	8,586	
ITNI ITEQ Technology Equipment Upgrades		-	82,032	
ITNI ITIN Technology Infrastructure		-	68,082	
MMR I31A Asphalt		-	46,045	
MMR I31B Flooring		-	17,688	
SS I31C Safety & Security		7,995	30,929	
MMR I31D Site Improvements		6,629	52,388	
MMR I31E Playground Equipment/ADA		-	96,229	
MMR I31F Modernization		2,945	102,935	
MMR I31J Painting		-	73,161	
PM 0000 Program Management		-	32,415	
CAPITAL	1,300,000	17,569	647,006	635,425
TECHNOLOGY				
A Computers		7,336	145,409	
B Tablets / Laptops		-	238,286	
C Audio Visual		15,886	93,694	
D Printers / Accessories		-	5,531	
E Software		-	-	
F Installation Services		-	20,701	
G Charging Stations		-	3,318	
H Miscellaneous		-	37	
I Electrical Engineering		-	-	
J Gen/Civil Engineering		-	-	
K Robotics		-	-	
L Science Equipment		-	-	
M Accessories		536	5,666	
TECHNOLOGY	1,260,456	23,758	512,643	724,055
LANG RANCH ELEMENTARY	2,560,456	41,327	1,159,649	1,359,480



MEASURE I



TOTAL BOND EXPENDITURE SUMMARY CAPITAL MODERNIZATION AND TECHNOLOGY ENDOWMENT

ALL SITES (A - Z): THRU 03/31/23

SITE NAME	BOND ALLOCATION	CURRENTLY ENCUMBERED	TOTAL EXPENDITURES	REMAINING BOND ALLOCATION
LOS CERRITOS MIDDLE				
CAPITAL				
MMR OFCA Facility Condition Assessment - School Dude		-	5,516	
MMR B00S DSA Closeout and Certification		-	1,188	
MMR I00A Modernization General Professional Services		-	23,019	
MMR IKEQ Kitchen Upgrade		-	179,317	
ITNI ITEQ Technology Equipment Upgrades		-	80,115	
MMR I11A Asphalt		-	10,682	
MMR I11B Flooring		-	79,998	
MMR I11C HVAC - PE Offices		-	23,284	
MMR I11D Locker Room Facilities - Renovation and Upgrade		-	84,711	
MMR I11E Playground Equipment/ADA		-	2,500	
MMR I11F Modernization		84,405	2,844,781	
MMR I11G HVAC		-	3,721,946	
SS I11I Safety & Security		-	48,085	
PM 0000 Program Management		-	274,900	
CAPITAL	7,500,000	84,405	7,380,042	35,553
TECHNOLOGY				
A Computers		-	132,561	
B Tablets / Laptops		-	422,694	
C Audio Visual		874	81,286	
D Printers / Accessories		-	24,643	
E Software		-	-	
F Installation Services		1,400	30,350	
G Charging Stations		-	40,480	
H Miscellaneous		-	-	
I Electrical Engineering		-	-	
J Gen/Civil Engineering		-	-	
K Robotics		-	-	
L Science Equipment		-	-	
M Accessories		268	6,494	
TECHNOLOGY	1,865,513	2,542	738,507	1,124,464
LOS CERRITOS MIDDLE	9,365,513	86,947	8,118,549	1,160,017



MEASURE I



TOTAL BOND EXPENDITURE SUMMARY CAPITAL MODERNIZATION AND TECHNOLOGY ENDOWMENT

ALL SITES (A - Z): THRU 03/31/23

SITE NAME	BOND ALLOCATION	CURRENTLY ENCUMBERED	TOTAL EXPENDITURES	REMAINING BOND ALLOCATION
MADRONA ELEMENTARY				
CAPITAL				
MMR 0FCA Facility Condition Assessment - School Dude		-	5,516	
MMR B00S DSA Closeout and Certification		-	20,486	
MMR I00A Modernization General Professional Services		-	22,717	
MMR I00B Parking Lot Striping		-	1,859	
MMR IKEQ Kitchen Upgrade		-	18,859	
ITNI ITEQ Technology Equipment Upgrades		-	75,152	
ITNI ITIN Technology Infrastructure		-	261,698	
SS I12A Safety & Security		5,400	246,944	
SS I12B Storm Drain Renovation		-	22,322	
MMR I12C Flooring		-	74,287	
MMR I12D Modernization		-	318,216	
MMR I12E Playground Equipment/ADA		-	451,837	
PM 0000 Program Management		-	51,567	
CAPITAL	2,600,000	5,400	1,571,461	1,023,139
TECHNOLOGY				
A Computers		-	33,308	
B Tablets / Laptops		-	173,609	
C Audio Visual		-	82,363	
D Printers / Accessories		627	11,608	
E Software		-	-	
F Installation Services		1,333	16,507	
G Charging Stations		-	5,879	
H Miscellaneous		-	142	
I Electrical Engineering		-	-	
J Gen/Civil Engineering		-	-	
K Robotics		-	2,199	
L Science Equipment		-	-	
M Accessories		-	2,373	
TECHNOLOGY	887,485	1,960	327,987	557,537
MADRONA ELEMENTARY	3,487,485	7,360	1,899,448	1,580,677



MEASURE I



TOTAL BOND EXPENDITURE SUMMARY CAPITAL MODERNIZATION AND TECHNOLOGY ENDOWMENT

ALL SITES (A - Z): THRU 03/31/23

SITE NAME	BOND ALLOCATION	CURRENTLY ENCUMBERED	TOTAL EXPENDITURES	REMAINING BOND ALLOCATION
MAPLE ELEMENTARY				
CAPITAL				
MMR 0FCA Facility Condition Assessment - School Dude		-	5,516	
MMR I00A Modernization General Professional Services		-	18,208	
MMR I00B Parking Lot Striping		-	1,259	
MMR IKEQ Kitchen Upgrade		-	15,077	
ITNI ITEQ Technology Equipment Upgrades		-	67,673	
ITNI ITIN Technology Infrastructure		-	107,999	
SS I14A Safety & Security		-	84,024	
MMR I14C Modernization		32,417	656,767	
MMR I14D Flooring		-	17,486	
MMR I14F Playground Equipment/ADA		-	507,289	
MMR I14G Painting		-		
PM 0000 Program Management		-	91,824	
CAPITAL	2,600,000	32,417	1,573,122	994,461
TECHNOLOGY				
A Computers		-	58,572	
B Tablets / Laptops		-	112,862	
C Audio Visual		11,950	29,531	
D Printers / Accessories		-	2,384	
E Software		-	-	
F Installation Services		-	6,924	
G Charging Stations		-	10,101	
H Miscellaneous		-	314	
I Electrical Engineering		-	-	
J Gen/Civil Engineering		-	-	
K Robotics		-	-	
L Science Equipment		-	-	
M Accessories		-	2,191	
TECHNOLOGY	633,524	11,950	222,879	398,695
MAPLE ELEMENTARY	3,233,524	44,367	1,796,001	1,393,156



MEASURE I



TOTAL BOND EXPENDITURE SUMMARY
CAPITAL MODERNIZATION AND TECHNOLOGY ENDOWMENT

ALL SITES (A - Z): THRU 03/31/23

SITE NAME			BOND ALLOCATION	CURRENTLY ENCUMBERED	TOTAL EXPENDITURES	REMAINING BOND ALLOCATION
MEADOWS SITE						
CAPITAL						
MMR	0FCA	Facility Condition Assessment - School Dude		-	5,516	
MMR	I00A	Modernization General Professional Services		-	18,208	
MMR	I00B	Parking Lot Striping		-	759	
MMR	IKEQ	Kitchen Upgrade		-	8,844	
MMR	I15A	Roofing		-	876,843	
MMR	I15B	Asphalt		-	46,439	
MMR	I15C	Modernization		-	43,234	
SS	I15D	Safety & Security		-	12,640	
SS	I15E	Mold Remediation		-	17,321	
PM	0000	Program Management		-	103,538	
CAPITAL			1,300,000	-	1,133,342	166,658
TECHNOLOGY			-	-	-	-
TECHNOLOGY			-	-	-	-
MEADOWS SITE			1,300,000	-	1,133,342	166,658



MEASURE I



TOTAL BOND EXPENDITURE SUMMARY CAPITAL MODERNIZATION AND TECHNOLOGY ENDOWMENT

ALL SITES (A - Z): THRU 03/31/23

SITE NAME			BOND ALLOCATION	CURRENTLY ENCUMBERED	TOTAL EXPENDITURES	REMAINING BOND ALLOCATION
NEWBURY PARK HIGH						
CAPITAL						
MMR	OCEJ	Energy Prop 39		-	108,703	
MMR	0FCA	Facility Condition Assessment - School Dude		-	5,516	
MMR	B00S	DSA Closeout and Certification		-	7,089	
MMR	I00A	Modernization General Professional Services		-	18,208	
MMR	I00B	Parking Lot Striping		-	3,559	
MMR	IKEQ	Kitchen Upgrade		-	54,827	
ITNI	ITEQ	Technology Equipment Upgrades		-	164,116	
ITNI	ITIN	Technology Infrastructure		-	4,139	
MMR	056E	Energy Lighting Retrofit		-	80,318	
MMR	I16A	Flooring		-	73,700	
MMR	I16B	Roofing		-	474,283	
MMR	I16C	F Wing Renovations		-	35,670	
MMR	I16D	Locker Room Facilities - Renovation and Upgrade		-	70,956	
MMR	I16E	Asphalt		-	95,616	
MMR	I16F	Pool Renovations		-	1,929,073	
MMR	I16G	Exterior Lockers		-	7,136	
MMR	I16H	Modernization		-	38,695	
MMR	I16I	Flooring DUPLICATE: USE I16A		-	1,258	
MMR	I16J	Athletic Facilities Upgrade		-	1,271,923	
SS	I16K	Fire Hydrant/Regulator Replacement		-	15,859	
MMR	I16L	HVAC		-	1,468,773	
SS	I16M	Safety & Security		-	160,271	
MMR	I16O	Painting		-	318,628	
SMCL	I16P	New STEM Building		-	843,086	
PM	0000	Program Management		-	345,018	
CAPITAL			18,500,000	-	7,596,419	10,903,581



MEASURE I



TOTAL BOND EXPENDITURE SUMMARY
CAPITAL MODERNIZATION AND TECHNOLOGY ENDOWMENT

ALL SITES (A - Z): THRU 03/31/23

SITE NAME		BOND ALLOCATION	CURRENTLY ENCUMBERED	TOTAL EXPENDITURES	REMAINING BOND ALLOCATION
TECHNOLOGY					
A	Computers		-	488,412	
B	Tablets / Laptops		-	1,062,393	
C	Audio Visual		8,929	183,371	
D	Printers / Accessories		-	51,182	
E	Software		-	-	
F	Installation Services		-	25,356	
G	Charging Stations		-	109,781	
H	Miscellaneous		-	1,330	
I	Electrical Engineering		-	-	
J	Gen/Civil Engineering		-	-	
K	Robotics		-	-	
L	Science Equipment		-	-	
M	Accessories		2,708	19,170	
TECHNOLOGY		4,918,058	11,637	1,940,995	2,965,426
NEWBURY PARK HIGH		23,418,058	11,637	9,537,414	13,869,007



MEASURE I



TOTAL BOND EXPENDITURE SUMMARY
CAPITAL MODERNIZATION AND TECHNOLOGY ENDOWMENT

ALL SITES (A - Z): THRU 03/31/23

SITE NAME			BOND ALLOCATION	CURRENTLY ENCUMBERED	TOTAL EXPENDITURES	REMAINING BOND ALLOCATION
PARK OAKS SITE						
CAPITAL						
MMR	0FCA	Facility Condition Assessment - School Dude		-	5,516	
MMR	B00S	DSA Closeout and Certification		-	827	
MMR	I00A	Modernization General Professional Services		-	18,208	
MMR	I00B	Parking Lot Striping		-	709	
MMR	IKEQ	Kitchen Upgrade		-	320,897	
MMR	I17A	Flooring		-	5,604	
MMR	I17B	Asphalt		-	845	
MMR	I17C	Modernization		-	40,981	
MMR	I17E	Kitchen Modernization		-	69,110	
PM	0000	Program Management		-	21,311	
CAPITAL			1,300,000	-	484,008	815,992
TECHNOLOGY			-	-	-	-
TECHNOLOGY			-	-	-	-
PARK OAKS SITE			1,300,000	-	484,008	815,992



MEASURE I



TOTAL BOND EXPENDITURE SUMMARY CAPITAL MODERNIZATION AND TECHNOLOGY ENDOWMENT

ALL SITES (A - Z): THRU 03/31/23

SITE NAME			BOND ALLOCATION	CURRENTLY ENCUMBERED	TOTAL EXPENDITURES	REMAINING BOND ALLOCATION
REDWOOD MIDDLE						
CAPITAL						
ITNI	ITEQ	Technology Equipment Upgrades		-	80,115	
MMR	0FCA	Facility Condition Assessment - School Dude		-	5,516	
MMR	B00S	DSA Closeout and Certification		-	45,599	
MMR	I00A	Modernization General Professional Services		-	24,696	
MMR	I00B	Parking Lot Striping		-	1,759	
MMR	IKEQ	Kitchen Upgrade		-	88,410	
MMR	I18A	HVAC - PE Offices		-	23,034	
MMR	I18B	Flooring		-	45,607	
MMR	I18C	HVAC		-	886,076	
MMR	I18D	Locker Room Facilities - Renovation and Upgrade		-	87,032	
MMR	I18E	Asphalt		-	51,287	
MMR	I18F	Modernization		207,695	617,082	
MMR	I18G	Exterior Lockers		-	98,623	
SMCL	I18H	New STEAM Bldg		-	500,058	
SS	I18I	Safety & Security		-	84,371	
PM	0000	Program Management		-	143,471	
CAPITAL			7,500,000	207,695	2,782,737	4,509,569
TECHNOLOGY						
A		Computers		-	125,498	
B		Tablets / Laptops		-	309,447	
C		Audio Visual		-	130,514	
D		Printers / Accessories		22,295	9,789	
E		Software		-	-	
F		Installation Services		-	27,915	
G		Charging Stations		-	44,771	
H		Miscellaneous		-	79	
I		Electrical Engineering		-	-	
J		Gen/Civil Engineering		-	-	
K		Robotics		-	-	
L		Science Equipment		-	-	
M		Accessories		-	4,162	
TECHNOLOGY			1,769,826	22,295	652,174	1,095,357
REDWOOD MIDDLE			9,269,826	229,989	3,434,911	5,604,926



MEASURE I



TOTAL BOND EXPENDITURE SUMMARY CAPITAL MODERNIZATION AND TECHNOLOGY ENDOWMENT

ALL SITES (A - Z): THRU 03/31/23

SITE NAME			BOND ALLOCATION	CURRENTLY ENCUMBERED	TOTAL EXPENDITURES	REMAINING BOND ALLOCATION
SEQUOIA MIDDLE						
CAPITAL						
MMR	OCEJ	Energy Prop 39		-	39,698	
MMR	0FCA	Facility Condition Assessment - School Dude		-	5,516	
MMR	B00S	DSA Closeout and Certification		-	1,800	
MMR	I00A	Modernization General Professional Services		-	19,358	
MMR	I00B	Parking Lot Striping		-	2,159	
MMR	IKEQ	Kitchen Upgrade		-	107,032	
ITNI	ITEQ	Technology Equipment Upgrades		-	78,935	
SS	I19A	Safety & Security		-	293,233	
MMR	I19B	Flooring		-	71,688	
MMR	I19C	HVAC		-	272,637	
MMR	I19D	Locker Room Facilities - Renovation and Upgrade		-	90,347	
MMR	I19E	Locker Replacement		-	139,797	
MMR	I19F	Modernization		323,008	5,101,908	
MMR	I19G	Roofing		-	586,004	
PM	0000	Program Management		-	343,778	
CAPITAL			7,500,000	323,008	7,153,890	23,102
TECHNOLOGY						
A		Computers		-	176,220	
B		Tablets / Laptops		-	441,610	
C		Audio Visual		-	111,407	
D		Printers / Accessories		-	17,964	
E		Software		-	900	
F		Installation Services		-	28,292	
G		Charging Stations		-	37,137	
H		Miscellaneous		-	146	
I		Electrical Engineering		-	-	
J		Gen/Civil Engineering		-	-	
K		Robotics		-	-	
L		Science Equipment		-	3,670	
M		Accessories		708	2,295	
TECHNOLOGY			2,233,036	708	819,640	1,412,688
SEQUOIA MIDDLE			9,733,036	323,716	7,973,531	1,435,790



MEASURE I



TOTAL BOND EXPENDITURE SUMMARY
CAPITAL MODERNIZATION AND TECHNOLOGY ENDOWMENT

ALL SITES (A - Z): THRU 03/31/23

SITE NAME		BOND ALLOCATION	CURRENTLY ENCUMBERED	TOTAL EXPENDITURES	REMAINING BOND ALLOCATION
SPECIAL EDUCATION					
CAPITAL		-	-	-	-
CAPITAL		-	-	-	-
TECHNOLOGY					
A	Computers		-	15,671	
B	Tablets / Laptops		-	5,263	
C	Audio Visual		-	31,000	
D	Printers / Accessories		-	2,377	
E	Software		-	96	
F	Installation Services		-	6,173	
G	Charging Stations		-	-	
H	Miscellaneous		-	302	
I	Electrical Engineering		-	-	
J	Gen/Civil Engineering		-	-	
K	Robotics		-	-	
L	Science Equipment		-	-	
M	Accessories		-	-	
TECHNOLOGY		61,371	-	60,881	490
SPECIAL EDUCATION		61,371	-	60,881	490



MEASURE I



TOTAL BOND EXPENDITURE SUMMARY CAPITAL MODERNIZATION AND TECHNOLOGY ENDOWMENT

ALL SITES (A - Z): THRU 03/31/23

SITE NAME			BOND ALLOCATION	CURRENTLY ENCUMBERED	TOTAL EXPENDITURES	REMAINING BOND ALLOCATION
SYCAMORE CANYON						
CAPITAL						
MMR	0FCA	Facility Condition Assessment - School Dude		-	5,516	
MMR	B00S	DSA Closeout and Certification		-	142,178	
MMR	I00A	Modernization General Professional Services		-	22,616	
MMR	I00B	Parking Lot Striping		-	2,259	
MMR	IKEQ	Kitchen Upgrade		-	5,787	
ITNI	ITEQ	Technology Equipment Upgrades		-	119,844	
ITNI	ITIN	Technology Infrastructure		-	186,855	
MMR	I32A	Locker Room Facilities - Renovation and Upgrade		-	37,213	
MMR	I32B	Roofing		-	176,857	
MMR	I32C	Modernization		73,910	172,101	
MMR	I32D	Flooring		-	55,678	
SS	I32E	Safety & Security		6,581	62,177	
PM	0000	Program Management		-	51,894	
CAPITAL			1,300,000	80,491	1,040,976	178,533
TECHNOLOGY						
A		Computers		-	57,725	
B		Tablets / Laptops		-	745,314	
C		Audio Visual		-	48,000	
D		Printers / Accessories		-	58,374	
E		Software		-	-	
F		Installation Services		700	154	
G		Charging Stations		-	33,673	
H		Miscellaneous		-	-	
I		Electrical Engineering		-	-	
J		Gen/Civil Engineering		-	-	
K		Robotics		-	-	
L		Science Equipment		-	-	
M		Accessories		2,821	7,108	
TECHNOLOGY			2,403,063	3,521	950,348	1,449,195
SYCAMORE CANYON			3,703,063	84,012	1,991,324	1,627,727



MEASURE I



TOTAL BOND EXPENDITURE SUMMARY CAPITAL MODERNIZATION AND TECHNOLOGY ENDOWMENT

ALL SITES (A - Z): THRU 03/31/23

SITE NAME	BOND ALLOCATION	CURRENTLY ENCUMBERED	TOTAL EXPENDITURES	REMAINING BOND ALLOCATION
THOUSAND OAKS HIGH				
CAPITAL				
ITNI ITEQ Technology Equipment Upgrades		-	171,720	
ITNI ITIN Technology Infrastructure		-	4,647	
MMR 056E Energy Lighting Retrofit		-	137,513	
MMR 0FCA Facility Condition Assessment - School Dude		-	5,516	
MMR B00S DSA Closeout and Certification		-	10,738	
MMR I00B Parking Lot Striping		-	4,259	
MMR I20A,I20E Flooring		-	136,503	
MMR I20B Lockers		-	153,711	
MMR I20C,I20C Roofing		-	1,628,443	
MMR I20F HVAC		-	8,393,198	
MMR I20G Exterior Metal Barrier		-	14,975	
MMR I20J Locker Room Facilities - Renovation and Upgrade		-	65,022	
MMR I20K Field House Repair & Renovation		-	87,042	
MMR I20L Pool Renovations		-	164,663	
MMR I20M,I00I Modernization		66,907	753,908	
MMR I20S Concrete		-	33,900	
MMR I20T Library Renovation		-	2,226,013	
MMR I20V Athletic Facilities Upgrade		-	15,428	
MMR I20Y Science Lab Modernization		1,164,333	1,167,126	
MMR IKEQ Kitchen Upgrade		-	55,720	
SS I20H Bus Barn NW Corner		-	170,047	
SS I20N Fire Alarm System		-	7,376	
SS I20P,I20U Safety & Security		3,700	242,598	
PM 0000 Program Management		-	693,667	
CAPITAL	18,500,000	1,234,940	16,343,733	921,326
TECHNOLOGY				
A Computers		40,766	483,139	
B Tablets / Laptops		-	802,755	
C Audio Visual		17,042	196,524	
D Printers / Accessories		-	32,384	
E Software		-	7,500	
F Installation Services		664	31,047	
G Charging Stations		-	60,714	
H Miscellaneous		-	4,817	
I Electrical Engineering		-	-	
J Gen/Civil Engineering		-	-	
K Robotics		-	-	
L Science Equipment		-	-	
M Accessories		-	24,836	
TECHNOLOGY	4,504,367	58,472	1,643,714	2,802,181
THOUSAND OAKS HIGH	23,004,367	1,293,412	17,987,448	3,723,508



MEASURE I



TOTAL BOND EXPENDITURE SUMMARY
CAPITAL MODERNIZATION AND TECHNOLOGY ENDOWMENT

ALL SITES (A - Z): THRU 03/31/23

SITE NAME	BOND ALLOCATION	CURRENTLY ENCUMBERED	TOTAL EXPENDITURES	REMAINING BOND ALLOCATION
TRIUNFO SITE				
CAPITAL				
MMR 0FCA Facility Condition Assessment - School Dude		-	5,516	
MMR I00A Modernization General Professional Services		-	22,132	
MMR I21A Flooring		-	28,091	
MMR I21B Playground Equipment/ADA		-	30,023	
MMR I21C Asphalt		-	210,423	
MMR I21D Modernization		-	5,401	
MMR I21E HVAC		-	23,691	
SS I21G Safety & Security		-	19,859	
PM 0000 Program Management		-	22,645	
CAPITAL	2,500,000	-	367,782	2,132,218
TECHNOLOGY	-	-	-	-
TECHNOLOGY	-	-	-	-
TRIUNFO SITE	2,500,000	-	367,782	2,132,218



MEASURE I



TOTAL BOND EXPENDITURE SUMMARY
CAPITAL MODERNIZATION AND TECHNOLOGY ENDOWMENT

ALL SITES (A - Z): THRU 03/31/23

SITE NAME	BOND ALLOCATION	CURRENTLY ENCUMBERED	TOTAL EXPENDITURES	REMAINING BOND ALLOCATION
UNIVERSITY EARLY CHILDHOOD CENTER				
CAPITAL				
MMR 0FCA Facility Condition Assessment - School Dude		-	5,516	
MMR B00S DSA Closeout and Certification		-	41,013	
MMR I00A Modernization General Professional Services		-	18,208	
MMR I00B Parking Lot Striping		-	1,859	
SS I22A Safety & Security		-	12,729	
MMR I22B Asphalt		-	10,335	
MMR I22C Furniture		-	9,591	
MMR I22D Modernization		23,706	270,149	
MMR I22E Playground Equipment/ADA		-	272,654	
PM 0000 Program Management		-	28,684	
CAPITAL	1,600,000	23,706	670,739	905,555
TECHNOLOGY		-	-	-
TECHNOLOGY	-	-	-	-
UNIVERSITY EARLY CHILDHOOD CENTER	1,600,000	23,706	670,739	905,555



MEASURE I



TOTAL BOND EXPENDITURE SUMMARY CAPITAL MODERNIZATION AND TECHNOLOGY ENDOWMENT

ALL SITES (A - Z): THRU 03/31/23

SITE NAME	BOND ALLOCATION	CURRENTLY ENCUMBERED	TOTAL EXPENDITURES	REMAINING BOND ALLOCATION
WALNUT ELEMENTARY				
CAPITAL				
MMR 0FCA Facility Condition Assessment - School Dude		-	5,516	
MMR B00S DSA Closeout and Certification		-	15,646	
MMR I00A Modernization General Professional Services		-	18,208	
MMR I00B Parking Lot Striping		-	1,059	
MMR IKEQ Kitchen Upgrade		-	23,261	
ITNI ITEQ Technology Equipment Upgrades		-	63,414	
ITNI ITIN Technology Infrastructure		-	70,628	
MMR I23A Electronic Marquee		-	5,000	
MMR I23B Playground Equipment/ADA		-	296,595	
MMR I23C Flooring		-	5,150	
MMR I23D Asphalt		-	43,090	
MMR I23E Siding R&R		-	6,925	
MMR I23F Modernization		4,161	612,007	
SS I23H Safety & Security		-	18,935	
PM 0000 Program Management		-	72,293	
CAPITAL	2,600,000	4,161	1,257,727	1,338,112
TECHNOLOGY				
A Computers		-	44,417	
B Tablets / Laptops		4,685	90,073	
C Audio Visual		3,668	78,471	
D Printers / Accessories		-	13,240	
E Software		-	-	
F Installation Services		-	14,383	
G Charging Stations		-	4,663	
H Miscellaneous		-	37	
I Electrical Engineering		-	-	
J Gen/Civil Engineering		-	-	
K Robotics		-	-	
L Science Equipment		-	-	
M Accessories		1,169	468	
TECHNOLOGY	680,037	9,522	245,752	424,763
WALNUT ELEMENTARY	3,280,037	13,683	1,503,480	1,762,875



MEASURE I



TOTAL BOND EXPENDITURE SUMMARY
CAPITAL MODERNIZATION AND TECHNOLOGY ENDOWMENT

ALL SITES (A - Z): THRU 03/31/23

SITE NAME	BOND ALLOCATION	CURRENTLY ENCUMBERED	TOTAL EXPENDITURES	REMAINING BOND ALLOCATION
WAVERLY - CONEJO VALLEY ADULT ED				
CAPITAL				
MMR 0FCA Facility Condition Assessment - School Dude		-	5,516	
MMR I00A Modernization General Professional Services		-	18,208	
MMR I00B Parking Lot Striping		-	1,859	
MMR I33C,I00C Furniture		-	12,222	
MMR I33D,I00D Computer Lab		-	30,927	
MMR I33E,I00E Asphalt		-	9,770	
MMR I33F,I00F Modernization		-	98,343	
MMR I33H,I00H Sewer System Rehab		-	39,766	
SS I33I,I00I Fire Alarm System Upgrade		-	36,338	
SS I33J Safety & Security		-	6,106	
MMR I33K Plumbing / Irrigation		3,537	165,446	
PM 0000 Program Management		-	10,235	
CAPITAL	2,600,000	3,537	434,736	2,161,727
TECHNOLOGY	-	-	-	-
TECHNOLOGY	-	-	-	-
WAVERLY - CONEJO VALLEY ADULT ED	2,600,000	3,537	434,736	2,161,727



MEASURE I



TOTAL BOND EXPENDITURE SUMMARY CAPITAL MODERNIZATION AND TECHNOLOGY ENDOWMENT

ALL SITES (A - Z): THRU 03/31/23

SITE NAME	BOND ALLOCATION	CURRENTLY ENCUMBERED	TOTAL EXPENDITURES	REMAINING BOND ALLOCATION
WEATHERSFIELD ELEMENTARY				
CAPITAL				
MMR 0FCA Facility Condition Assessment - School Dude		-	5,516	
MMR B00S DSA Closeout and Certification		-	17,060	
MMR I00A Modernization General Professional Services		-	18,208	
MMR I00B Parking Lot Striping		-	2,419	
MMR IKEQ Kitchen Upgrade		-	4,167	
ITNI ITEQ Technology Equipment Upgrades		-	54,455	
ITNI ITIN Technology Infrastructure		-	89,286	
MMR I25A Asphalt		-	17,602	
SS I25B Building Assessment		-	12,928	
SS I25C Safety & Security		-	7,813	
MMR I25D Flooring		-	21,168	
MMR I25E Modernization		16,736	942,851	
MMR I25F HVAC		-	87,605	
MMR I25H Roofing		-	41,159	
MMR I25J Playground		179,816		
PM 0000 Program Management		-	86,744	
CAPITAL	2,600,000	196,552	1,408,980	994,468
TECHNOLOGY				
A Computers		-	52,841	
B Tablets / Laptops		-	145,616	
C Audio Visual		13,949	48,203	
D Printers / Accessories		-	1,575	
E Software		-	358	
F Installation Services		-	7,396	
G Charging Stations		-	14,230	
H Miscellaneous		-	-	
I Electrical Engineering		-	-	
J Gen/Civil Engineering		-	-	
K Robotics		-	-	
L Science Equipment		-	-	
M Accessories		-	-	
TECHNOLOGY	701,150	13,949	270,219	416,982
WEATHERSFIELD ELEMENTARY	3,301,150	210,501	1,679,199	1,411,450



MEASURE I



TOTAL BOND EXPENDITURE SUMMARY CAPITAL MODERNIZATION AND TECHNOLOGY ENDOWMENT

ALL SITES (A - Z): THRU 03/31/23

SITE NAME	BOND ALLOCATION	CURRENTLY ENCUMBERED	TOTAL EXPENDITURES	REMAINING BOND ALLOCATION
WESTLAKE ELEMENTARY				
CAPITAL				
MMR 0FCA Facility Condition Assessment - School Dude		-	5,516	
MMR B00S DSA Closeout and Certification		-	150	
MMR I00A Modernization General Professional Services		-	18,408	
MMR IKEQ Kitchen Upgrade		-	768	
ITNI ITEQ Technology Equipment Upgrades		-	59,953	
ITNI ITIN Technology Infrastructure		-	210,889	
MMR I26A Concrete		-	12,500	
SS I26B Safety & Security		-	32,000	
MMR I26C Asphalt		-	13,688	
MMR I26D Flooring		-	18,594	
MMR I26E Modernization		193,184	241,154	
MMR I26F Café Tables		-	29,660	
MMR I26G HVAC		-	243,305	
MMR I26H Painting		-	53,250	
MMR I26J Playground Equipment/ADA		130,141	219,858	
PM 0000 Program Management		-	63,397	
CAPITAL	2,600,000	323,325	1,223,091	1,053,584
TECHNOLOGY				
A Computers		-	46,064	
B Tablets / Laptops		-	303,587	
C Audio Visual		-	29,943	
D Printers / Accessories		2,585	2,976	
E Software		-	-	
F Installation Services		-	4,879	
G Charging Stations		-	25,916	
H Miscellaneous		-	-	
I Electrical Engineering		-	-	
J Gen/Civil Engineering		-	-	
K Robotics		-	6,846	
L Science Equipment		-	4,022	
M Accessories		-	2,743	
TECHNOLOGY	1,079,586	2,585	426,976	650,026
WESTLAKE ELEMENTARY	3,679,586	325,910	1,650,066	1,703,609



MEASURE I



TOTAL BOND EXPENDITURE SUMMARY CAPITAL MODERNIZATION AND TECHNOLOGY ENDOWMENT

ALL SITES (A - Z): THRU 03/31/23

SITE NAME	BOND ALLOCATION	CURRENTLY ENCUMBERED	TOTAL EXPENDITURES	REMAINING BOND ALLOCATION
WESTLAKE HIGH				
CAPITAL				
MMR OCEJ Energy Prop 39		-	49,666	
MMR OFCA Facility Condition Assessment - School Dude		-	5,516	
MMR B00S DSA Closeout and Certification		-	82,250	
MMR I00A Modernization General Professional Services		-	25,591	
MMR I00B Parking Lot Striping		-	59	
MMR IKEQ Kitchen Upgrade		-	46,188	
ITNI ITEQ Technology Equipment Upgrades		-	132,344	
ITNI ITIN Technology Infrastructure		-	3,926	
MMR I27A Flooring		-	145,377	
MMR I27B Roofing - Gym		-	489,854	
MMR I27C Roofing - All Other Bldgs		-	309,933	
MMR I27D HVAC		-	1,062,568	
SS I27E Slope Stabilization		-	69,963	
SS I27F Site Assessment		-	3,308	
MMR I27G Waterproofing		-	4,683	
MMR I27H Asphalt		-	65,359	
MMR I27J Locker Room Facilities - Renovation and Upgrade		-	53,887	
MMR I27K Athletic Facilities Upgrade		-	172,392	
MMR I27L Kiln Room Renovation		-	8,248	
SS I27M Storm Drain Renovation		-	24,950	
MMR I27N Visitor Locker Room		-	11,577	
SS I27P Safety & Security		-	113,699	
MMR I27Q Protective Netting		-	39,800	
MMR I27R Bridge Resurfacing & Rehab		-	61,881	
MMR I27S Gym Bleacher Renovation		-	71,929	
MMR I27T Modernization		-	89,165	
MMR I27U Painting		-	34,030	
MMR I27V Pool Renovations		-	169,542	
SMCL I27W New STEM Bldg		-	15,151,685	
PM 0000 Program Management		-	862,425	
CAPITAL	19,361,793	-	19,361,793	(0)



MEASURE I



TOTAL BOND EXPENDITURE SUMMARY
CAPITAL MODERNIZATION AND TECHNOLOGY ENDOWMENT

ALL SITES (A - Z): THRU 03/31/23

SITE NAME		BOND ALLOCATION	CURRENTLY ENCUMBERED	TOTAL EXPENDITURES	REMAINING BOND ALLOCATION
TECHNOLOGY					
A	Computers		-	703,806	
B	Tablets / Laptops		-	623,423	
C	Audio Visual		4,408	216,098	
D	Printers / Accessories		-	37,160	
E	Software		-	8,602	
F	Installation Services		150	59,329	
G	Charging Stations		-	68,729	
H	Miscellaneous		-	20,034	
I	Electrical Engineering		-	6,643	
J	Gen/Civil Engineering		-	3,387	
K	Robotics		-	10,151	
L	Science Equipment		-	30,629	
M	Accessories		-	15,664	
TECHNOLOGY		4,576,709	4,558	1,803,654	2,768,496
WESTLAKE HIGH		23,938,502	4,558	21,165,447	2,768,496



MEASURE I



TOTAL BOND EXPENDITURE SUMMARY CAPITAL MODERNIZATION AND TECHNOLOGY ENDOWMENT

ALL SITES (A - Z): THRU 03/31/23

SITE NAME	BOND ALLOCATION	CURRENTLY ENCUMBERED	TOTAL EXPENDITURES	REMAINING BOND ALLOCATION
WESTLAKE HILLS ELEMENTARY				
CAPITAL				
MMR OFCA Facility Condition Assessment - School Dude		-	5,516	
MMR B00S DSA Closeout and Certification		-	332	
MMR I00A Modernization General Professional Services		-	18,908	
MMR I00B Parking Lot Striping		-	1,559	
MMR IKEQ Kitchen Upgrade		-	21,924	
ITNI ITEQ Technology Equipment Upgrades		-	70,138	
ITNI ITIN Technology Infrastructure		-	183,459	
MMR I28A Asphalt		-	27,110	
MMR I28B Flooring		-	32,650	
MMR I28C Exterior Siding		-	5,148	
MMR I28D Modernization		19,325	813,472	
MMR I28E Playground Equipment/ADA		2,360	234,823	
SS I28F Safety & Security		-	60,507	
PM 0000 Program Management		-	80,436	
CAPITAL	2,600,000	21,685	1,555,983	1,022,332
TECHNOLOGY				
A Computers		-	14,917	
B Tablets / Laptops		-	279,667	
C Audio Visual		8,929	40,056	
D Printers / Accessories		-	7,583	
E Software		-	-	
F Installation Services		-	16,062	
G Charging Stations		-	16,935	
H Miscellaneous		-	-	
I Electrical Engineering		-	-	
J Gen/Civil Engineering		-	-	
K Robotics		-	-	
L Science Equipment		-	-	
M Accessories		536	391	
TECHNOLOGY	967,268	9,465	375,611	582,192
WESTLAKE HILLS ELEMENTARY	3,567,268	31,150	1,931,594	1,604,524



MEASURE I



TOTAL BOND EXPENDITURE SUMMARY CAPITAL MODERNIZATION AND TECHNOLOGY ENDOWMENT

ALL SITES (A - Z): THRU 03/31/23

SITE NAME	BOND ALLOCATION	CURRENTLY ENCUMBERED	TOTAL EXPENDITURES	REMAINING BOND ALLOCATION
WILDWOOD ELEMENTARY				
CAPITAL				
MMR OCEJ Energy Prop 39		-	44,867	
MMR OFCA Facility Condition Assessment - School Dude		-	5,516	
MMR B00S DSA Closeout and Certification		-	4,674	
MMR I00A Modernization General Professional Services		-	28,964	
MMR I00B Parking Lot Striping		-	709	
MMR IKEQ Kitchen Upgrade		-	52,982	
ITNI ITEQ Technology Equipment Upgrades		-	49,311	
ITNI ITIN Technology Infrastructure			214,394	
MMR I29A Asphalt		-	11,439	
MMR I29B Flooring		-	19,595	
MMR I29C Modernization		-	436,813	
MMR I29D Library Renovation		12,780	163,425	
MMR I29E HVAC		-	172,703	
MMR I29F Safety & Security		-	495,433	
PM 0000 Program Management		-	70,580	
CAPITAL	2,600,000	12,780	1,771,407	815,813
TECHNOLOGY				
A Computers		-	114,096	
B Tablets / Laptops		-	146,095	
C Audio Visual		2,573	39,544	
D Printers / Accessories		-	6,644	
E Software		-	-	
F Installation Services		700	6,133	
G Charging Stations		-	17,620	
H Miscellaneous		-	180	
I Electrical Engineering		-	-	
J Gen/Civil Engineering		-	-	
K Robotics		-	-	
L Science Equipment		-	-	
M Accessories		-	3,087	
TECHNOLOGY	814,569	3,273	333,399	477,897
WILDWOOD ELEMENTARY	3,414,569	16,053	2,104,806	1,293,710




MEASURE I



TOTAL BOND EXPENDITURE SUMMARY CAPITAL MODERNIZATION AND TECHNOLOGY ENDOWMENT

ALL SITES (A - Z): THRU 03/31/23

SITE NAME			BOND ALLOCATION	CURRENTLY ENCUMBERED	TOTAL EXPENDITURES	REMAINING BOND ALLOCATION
PM	0000	Technology Services	2,000,000	385,302	882,263	
TECHNOLOGY SERVICES			2,000,000	385,302	882,263	732,435
PROGRAM MANAGEMENT						
CAPITAL						
PM	0000	Program Mgmt - Executive Director, FMnO		-	34,144	
PM	0000	Program Mgmt - Director, Planning		-	316,572	
PM	0000	Program Mgmt - Director, Purchasing		-	22,966	
PM	0000	Program Mgmt - Administrative Assistant		-	522,121	
PM	0000	Program Mgmt - Planning Specialist		-	230,078	
PM	0000	Program Mgmt - Project Manager		-	2,088,259	
PM	0000	Program Mgmt - Construction Supervisor		-	923,175	
PM	0000	Measure I - General		13,232	209,741	
PM	0000	Fiscal Services - Accounts Payable		-	-	
PM	0000	Fiscal Services - Accounting		-	-	
CAPITAL			-	13,232	4,347,056	
TECHNOLOGY						
PM	0000	Program Mgmt - Director, Technology		-	277,357	
PM	0000	Program Mgmt - Director, Purchasing		-	11,483	
PM	0000	Program Mgmt - Field Supervisor		-	75,532	
PM	0000	Program Mgmt - Administrative Assistant		-	264,347	
PM	0000	Program Mgmt - Senior Systems Engineer		-	57,746	
PM	0000	Program Mgmt - Network Engineer		-	212,978	
PM	0000	Program Mgmt - Systems Administrator		-	85,463	
PM	0000	Program Mgmt - Systems Analysts		-	184,968	
PM	0000	Program Mgmt - Systems Technicians		-	53,009	
PM	0000	Program Mgmt - Information Systems Data Analyst		-	3,800	
PM	0000	Program Mgmt - Site Technicians I		-	2,564,935	
PM	0000	Program Mgmt - Site Technicians II		-	633,808	
PM	0000	Program Mgmt - Web Content Specialist		-	1,619	
PM	0000	Measure I - General		-	191,169	
PM	0000	Fiscal Services - Accounts Payable		-	-	
PM	0000	Fiscal Services - Accounting		-	-	
TECHNOLOGY			10,962,676	-	4,618,214	6,344,462
PROGRAM MANAGEMENT			10,962,676	13,232	8,965,270	1,984,175



MEASURE I



TOTAL BOND EXPENDITURE SUMMARY
CAPITAL MODERNIZATION AND TECHNOLOGY ENDOWMENT

ALL SITES (A - Z): THRU 03/31/23							
SITE NAME				BOND ALLOCATION	CURRENTLY ENCUMBERED	TOTAL EXPENDITURES	REMAINING BOND ALLOCATION
CAPITAL CONTINGENCY							
CON	0000	Complete Capital Contingency		7,000,000	-	-	
CON	I16P	Newbury Park High School STEM Building		(1,000,000)	-	-	
CON	I20M	Thousand Oaks High School Science Labs		(1,000,000)	-	-	
CON	I27W	Westlake High School STEM Building		(1,861,793)	-	-	
					-	-	
CAPITAL CONTINGENCY				3,138,207	-	-	3,138,207
TOTAL CAPITAL				146,000,000	4,592,140	94,426,989	46,980,871
TOTAL TECHNOLOGY				51,000,000	646,064	20,156,921	30,197,015
TOTAL MEASURE I BOND				197,000,000	5,238,205	114,583,910	77,177,886



Planning & Facilities Department